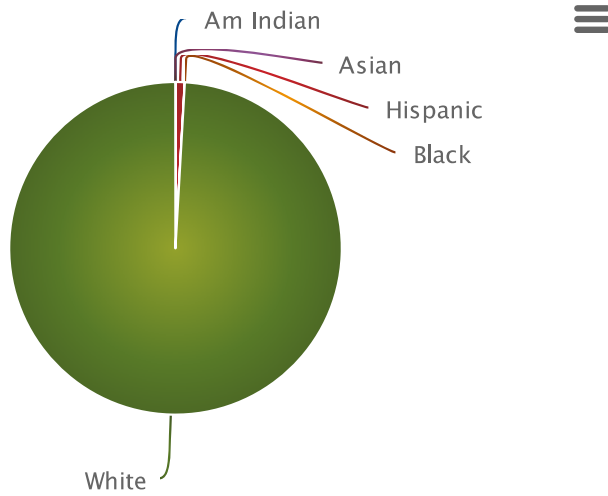


My School: What can I learn about my school, students, and teachers?

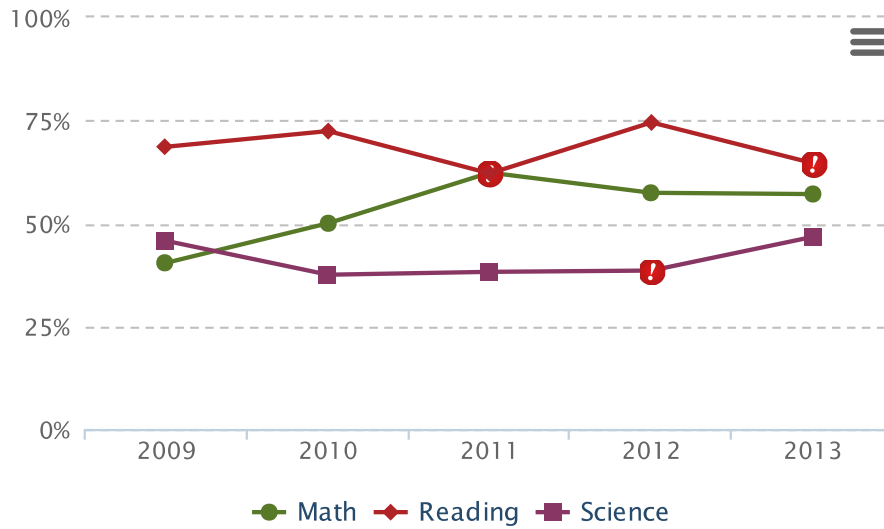
Tri-County Secondary



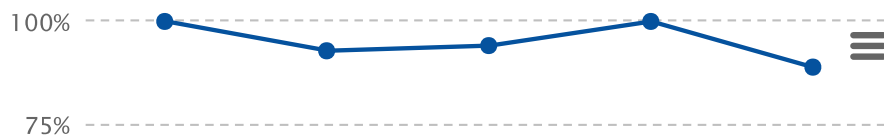
Demographics

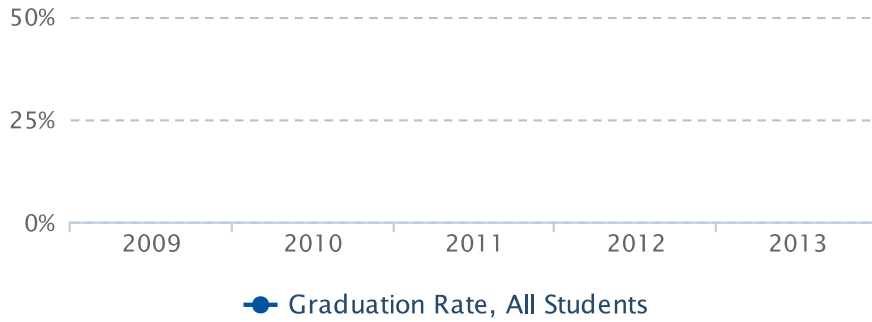


Proficiency Trends



Graduation Rate Trends





Ratio of Licensed Teachers to Students

Licensed Teacher Ratio	11
October 1 Student Count	108
Total Licensed Teacher FTE Count	10

Ratio of Licensed Teachers and Support Staff to Students

Licensed Teacher and Support Staff Ratio	11
October 1 Student Count	108
Total Licensed Teacher And Support Staff FTE Count	10

Ratio of All Licensed Staff to Students

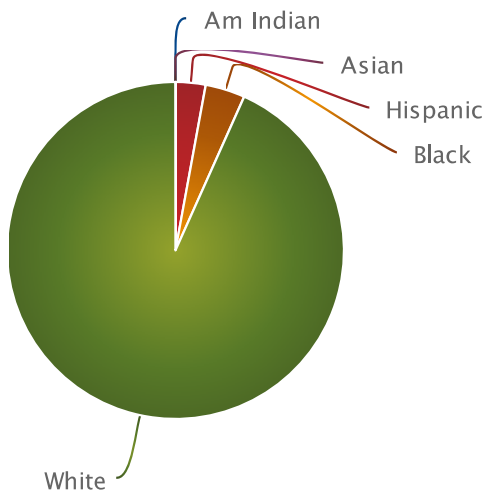
Total Licensed Staff Ratio	9
October 1 Student Count	108
Total Licensed Staff Count	12

School Contact Information

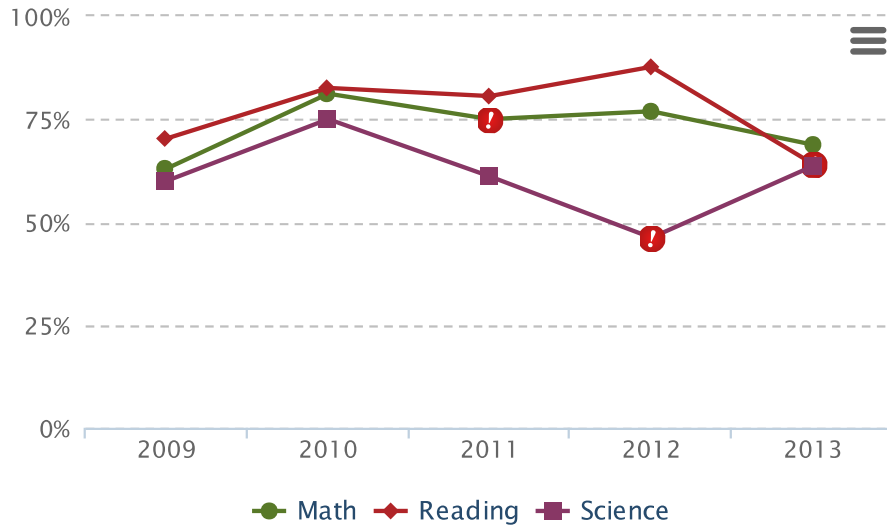
Karlstad Elementary



Demographics



Proficiency Trends



Graduation Rate Trends

No graduation data is available for this school.

Ratio of Licensed Teachers to Students

Licensed Teacher Ratio	9
October 1 Student Count	99
Total Licensed Teacher FTE Count	11

Ratio of Licensed Teachers and Support Staff to Students

Licensed Teacher and Support Staff Ratio	9
October 1 Student Count	99
Total Licensed Teacher And Support Staff FTE Count	11

Ratio of All Licensed Staff to Students

Total Licensed Staff Ratio	9
October 1 Student Count	99
Total Licensed Staff Count	11

School Contact Information

